
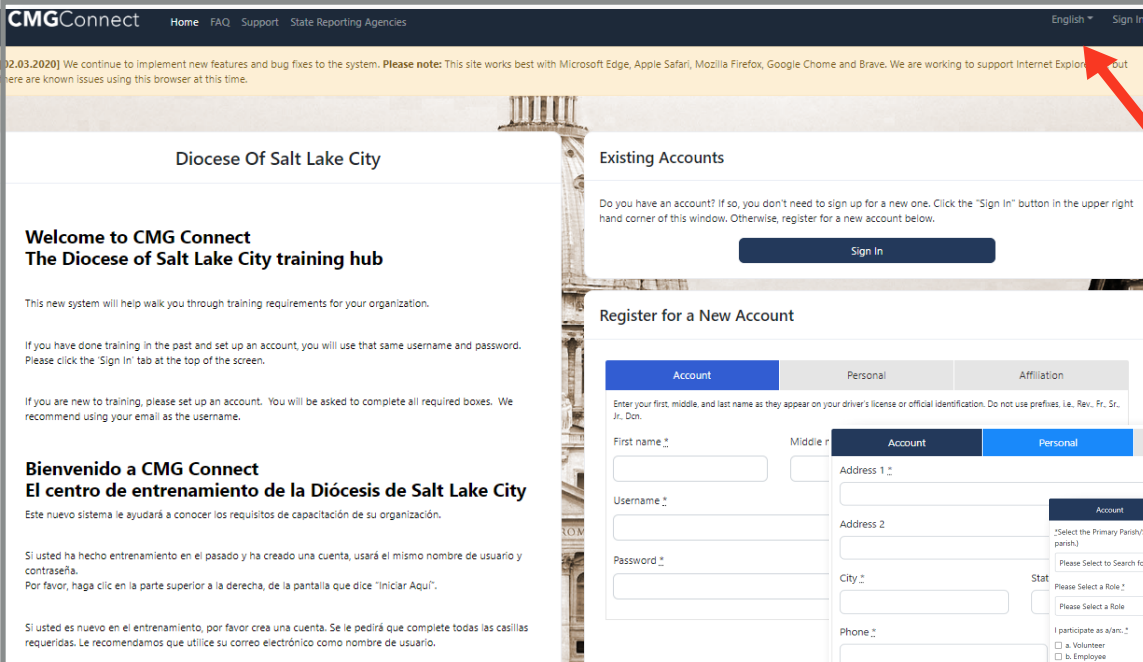




### ***Safe Environment Youth Minors Ages 11-17***

#### Getting Started:

1. Go to <https://SaltLakeCity.cmgconnect.org/>
2. Create a new account by completing all the boxes under the **Register for a New Account** area. This includes your address, primary parish, and how you participate at your parish or school. *If you have questions please contact your parish/school coordinator.*  
**Note: in the 'I participate as a/an:' section, select d. Youth Minor (ages 11 to 17). NOT for Adults.**
3. Your dashboard will show you the required and optional training curriculums that have been customized for your particular role within the Diocese.
4. Click  under the **Youth Minor (ages 11 to 17). NOT for Adults - SLC** training to begin.
5. If needed, you can access your completion certificate after you are certified by returning to the training dashboard and clicking **Print Certificate**.



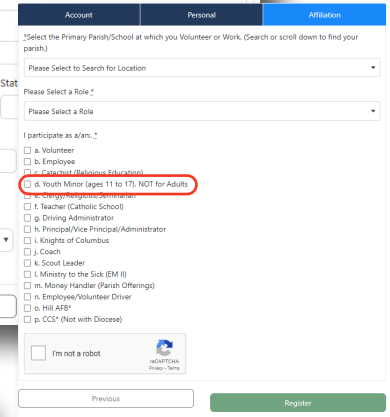
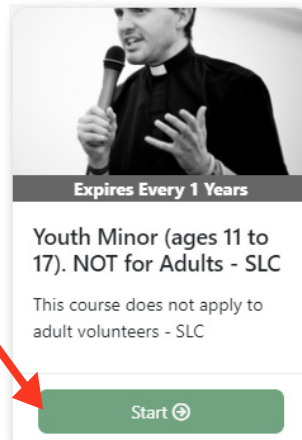
Click Here and select "Spanish" to change language settings before creating a new account.

- You will progress through ALL three account creation screens then click **Register** to complete your profile set-up. *Make sure you select d. Youth Minor (ages 11 to 17). NOT for Adults.*

- On your dashboard, click **Start** to open the **Youth Minor (ages 11 to 17). NOT for Adults - SLC** training option.

- Progress through the training sections—as you complete each page, it will be marked as **✓** to show that the segment is finished.

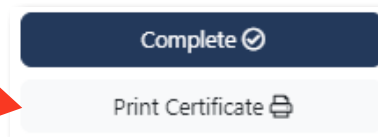
- Once you have been certified, a completion certificate will be available under the finished module on your dashboard. Click the **'Print Certificate'** button to access.



### Overview

Training information and results

Bishop Welcome Letter	✓
Read and Acknowledge Page	
Volunteer Role	✎
Question/Answer Page	
Youth 11 - 17 Code of Conduct	☐
Read and Acknowledge Page	



<https://SaltLakeCity.CMGconnect.org/>